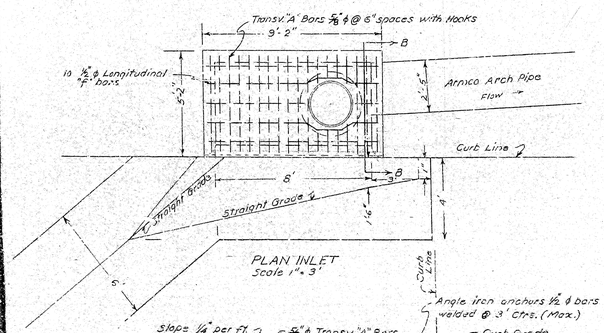

PLAN INLET
Scale 1" = 3'

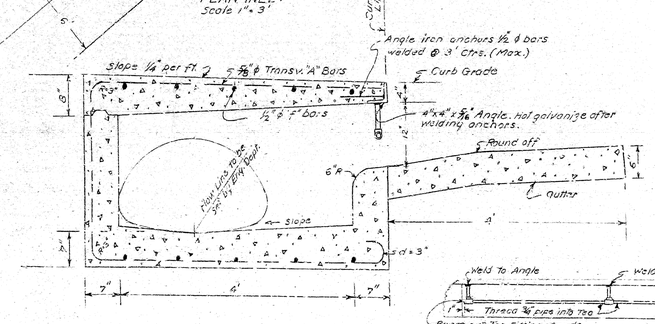

SECTION B-B
Scale 1" = 1'



TYPICAL SECTION OF CULVERT GUARD

Tees to be standard 3/4" Plain Galv. Pipe to be 3/4" Standard Galv. 1.13 Pounds per foot

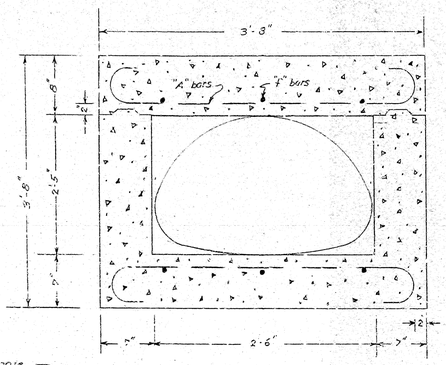

SECTION A-A
Scale 1 1/2" = 1'

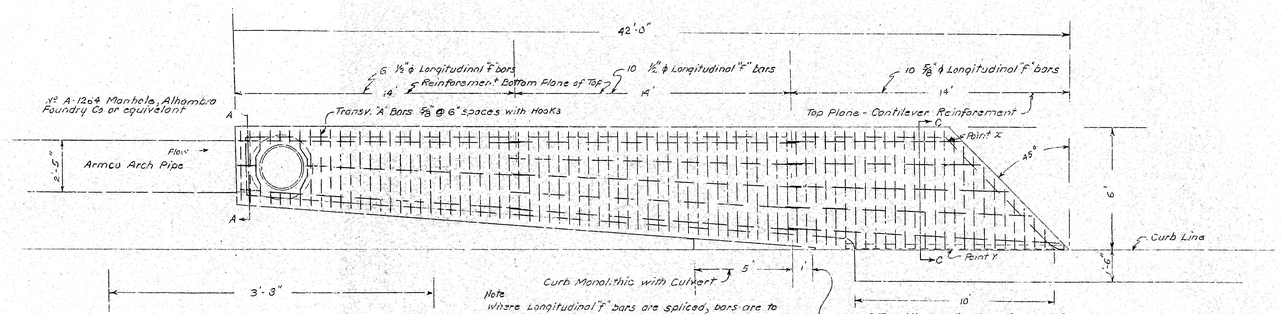

Note
Where Longitudinal "F" bars are spliced, bars are to Lapped at least 40 diameter

Area of Transition Section from Typical R.P.C.C. Box Culvert Reinforcement to Cantilever Reinforcement Thickness of Top varies from 4" Thick at point "Y" To 8" Thick at points "X".

PLAN
Scale 1" = 3'

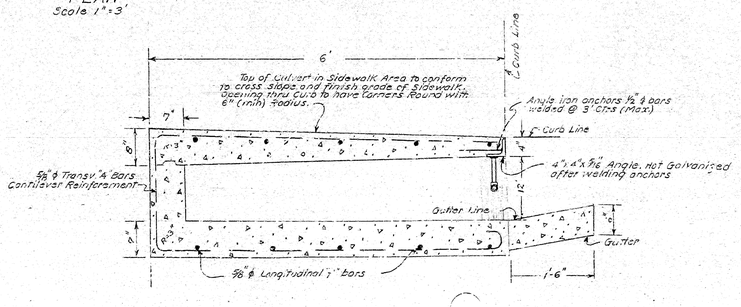

SECTION C-C
Scale 1" = 1'

NOTE
Engineering Dept will establish all flow Lines and set Grade Stakes on all not shown or detailed on this plan

PLAN OF CULVERTS
40TH ST. and MT. VIEW AVE.

December 24, 52

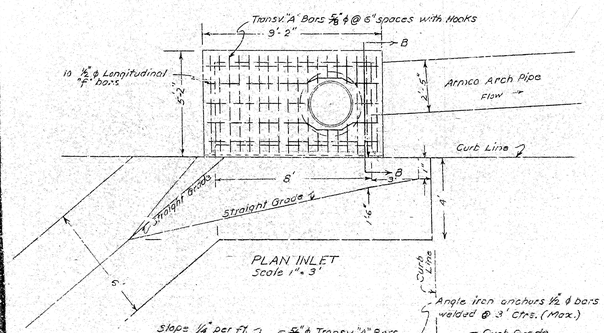

PLAN INLET
Scale 1" = 3'

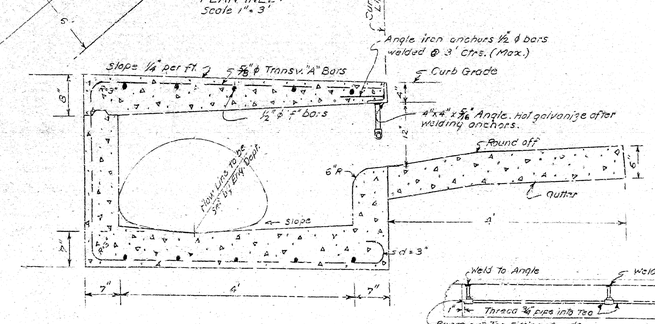

SECTION B-B
Scale 1" = 1'



TYPICAL SECTION OF CULVERT GUARD

Tees to be standard 3/4" Plain Galv. Pipe to be 3/4" Standard Galv. 1.13 Pounds per foot

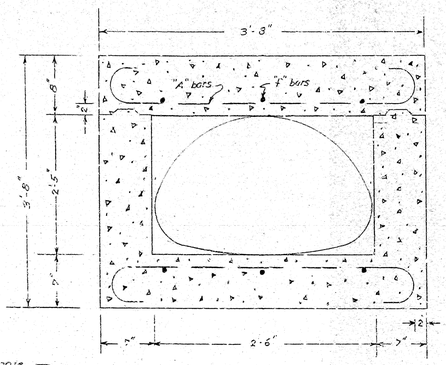

SECTION A-A
Scale 1 1/2" = 1'

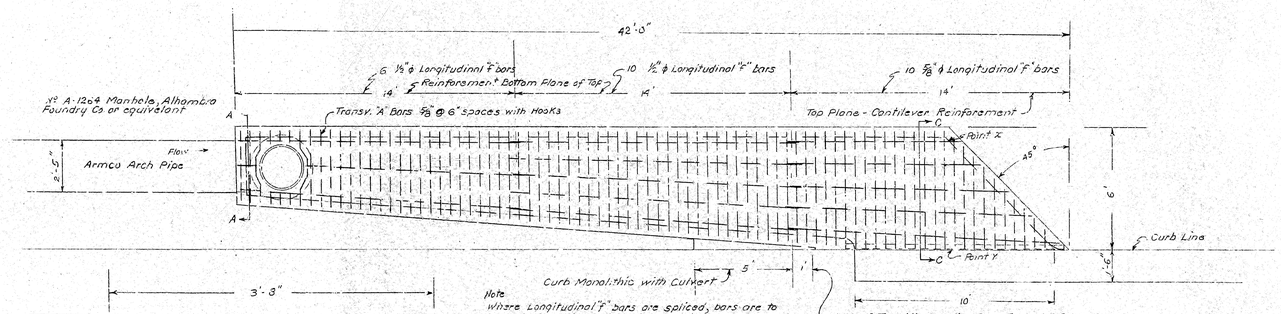

Note
Where Longitudinal "F" bars are spliced, bars are to Lapped at least 40 diameter

Area of Transition Section from Typical R.P.C.C. Box Culvert Reinforcement to Cantilever Reinforcement Thickness of Top varies from 4" Thick at point "Y" To 8" Thick at points "X".

PLAN
Scale 1" = 3'

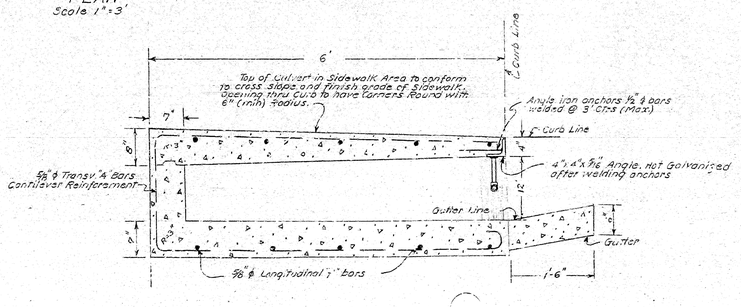

SECTION C-C
Scale 1" = 1'

NOTE
Engineering Dept will establish all flow Lines and set Grade Stakes on all not shown or detailed on this plan

PLAN OF CULVERTS
40TH ST. and MT. VIEW AVE.

December 24, 52